

Kansas law


is clear: Kids must buckle up. The Child Passenger Safety Act requires children age four and younger to be secured in a federally approved safety seat while riding in a vehicle. Children under 14 must be protected by a safety belt. These are primary violations and can result in citations.

The Safety Belt Use Act requires all drivers and front passengers to be properly secured with a safety belt.

Children ages 12 and under should ride in the back seat in an approved safety seat that is appropriate for their age and size until the lap/shoulder belt fits them properly.

For more information contact the
KDOT Safety Belt Education Office at
800-416-2522
or E-mail
ksbeo@alltel.net

You can also learn more about seat belt safety
on the web at
www.ksdot.org
or
www.nhtsa.dot.gov



*A public service message from the
KDOT Safety Belt Education Office,
a program of the Kansas Department of Transportation*



How to get everyone clickin'

Start Early. Make sure your infant comes home from the hospital in a federally-approved child safety seat and never rides without one from then on.

Let them see out the window. Choose a child safety seat that elevates the child so that he or she can see out. Let your child try the seat before you buy it. Make sure it offers room for your child to grow.

Take along a travel bag. The main reason children try to unbuckle their safety belt is boredom. By keeping a bag of soft toys or books in the car and changing the contents often, you can provide your child with a variety of interesting activities while riding—buckled up!

Be encouraging. Don't forget to praise your child as he or she begins staying in the seat without fussing. Encouragement makes children feel loved, which is what child safety seats are all about.

Use this quick click check list

Is your child riding in the back seat of your vehicle?

Is your child riding facing the right way?

Is the safety belt holding your child's safety seat tightly in place?

Is the harness buckled snugly around your child?

Do the safety belts in your vehicle fit your older children correctly?

Did you remember to "click?"

KIDS for SAFETY is a project of the Kansas First Family, the Kansas Department of Transportation, and the KDOT Safety Belt Education Office. As part of the program, an identification sticker is available which has been designed to fit under the cushion or center back of your child's safety seat. It contains space to write your child's name and whom to contact in case of an emergency.

To order a sticker for your child's safety seat, call the KDOT Safety Belt Education Office at 1-800-416-2522.

when it
comes to your child's
safety belt

**A
B
C**

is for
click!

A B C

is for always

is for buckle

is for click

Remember, the safest place for all children to ride is the back seat.

Never place a rear-facing infant seat in the front seat of a vehicle with a passenger side air bag. If you must place a forward-facing safety seat in an air bag equipped seating position, slide the vehicle seat as far back as possible.

Be sure to set a good example.

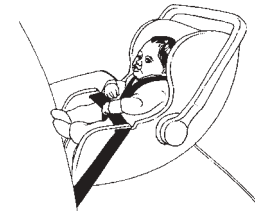
Your child should be secured snugly by the seat harness, with the safety seat fastened tightly to the vehicle seat. In fact no matter how old you are everyone should be buckled up. Children want to be like adults. So, if parents use their safety belts, children will want to use them too.

When you click, kids click, and Kansas clicks!

Carefully read and follow the manufacturer's guidelines for your child safety seat and the owner's manual for your vehicle. For a child safety seat to be effective, it must be used properly. Be consistent, too. Always buckle up before going anywhere even if you're going only a few blocks.

Infant Seats

Use rear-facing infant seats for children from birth to at least 20 lbs. and at least one year of age.




Convertible Seats

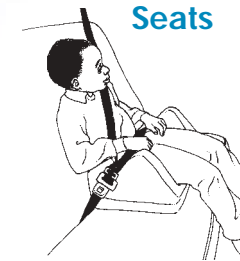
Use rear-facing convertible seats for children from birth to at least 20 lbs. and at least one year of age.



Use forward-facing convertible seats for children over 20 lbs. and at least one year old to about 40 lbs. and about age four.



Booster Seats



Use belt-positioning booster seats for children up to 8 years old and at least 4'9" tall.

Lap/Shoulder Belts



Use lap/shoulder belts for older children large enough for the belt to fit correctly: more than 4'9" tall and over 8 years of age.

